

UCG250-12

12V 250AH

Deep Cycle

Ultracell®

Quality in Every Language

UCG250-12



Physical Specification

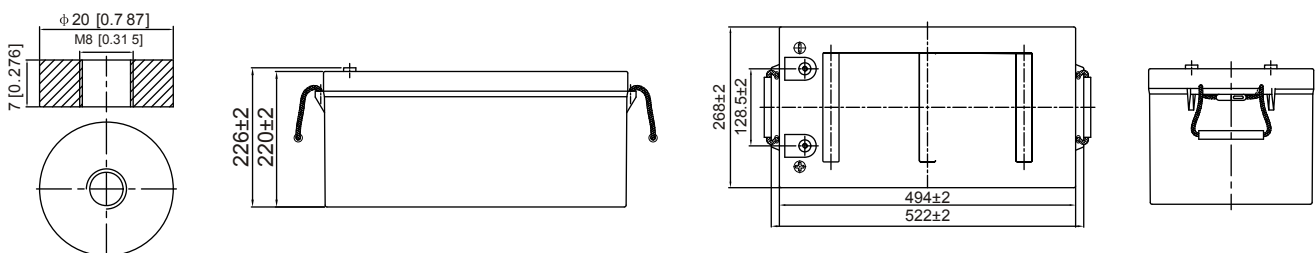
Part Number	UCG250-12
Length	522 ± 2 mm
Width	268 ± 2 mm
Container Height	220 ± 2 mm
Total Height (with terminal)	226 ± 2 mm
Approx Weight	70 kg

Specifications

	Nominal Voltage	12V
	Nominal Capacity (10HR)	250AH
Terminal Type	Standard Terminal	F11
Container Material	Standard Option	ABS
Rated Capacity	20hr, 1.80V/cell, 25°C	260 AH / 13.0A
	10hr, 1.80V/cell, 25°C	250.0 AH / 25.0A
	5hr, 1.75V/cell, 25°C	214.0 AH / 42.8A
	1hr, 1.60V/cell, 25°C	153.9 AH / 153.9A
Max Discharge Current	2500A (5s)	
Internal Resistance	Approx 2.5m Ω	
Discharge Characteristics	Operating Temp. Range	Discharge: -15°C~50°C
		Charge: 0°C~40°C
		Storage: -15°C~40°C
	Nominal Operating Temp. Range	25±3°C
	Cycle Use	Initial Charging Current less than 75.0A. Voltage 14.4V ~ 15V at 25°C Temp. Coefficient -30mV/°C
	Standby Use	No limit on Initial Charging Current Voltage 13.5V ~ 13.8V at 25°C Temp. Coefficient -20mV/°C
	Capacity affect by Temperature	40°C 103%
		25°C 100%
		0°C 86%
Design Floating Life at 20°C	15 Years	
Self Discharge	Ultracell batteries may be stored for up to 6 months at 25°C(77°F) and then a refresh charge is required. For higher temperatures the time interval will be shorter.	

Dimensions

F11 Terminal



Revised: 02 Jul 2015

ALL DATA IS SUBJECT TO CHANGE WITHOUT NOTICE

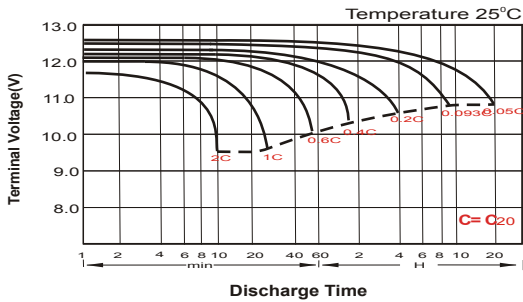
Constant Current Discharge (Amperes) at 25°C

F.V/Time	10min	15min	20min	30min	45min	1h	2h	3h	4h	5h	6h	8h	10h	20h
1.85V/cell	316.7	273.9	236.1	187.2	142.4	117.5	74.5	57.4	46.1	38.8	34.0	27.8	23.51	12.55
1.80V/cell	389.9	311.7	266.7	209.2	158.0	128.7	81.3	62.2	49.4	41.7	36.4	29.6	25.00	13.05
1.75V/cell	452.7	352.6	297.3	228.1	169.0	137.0	85.3	64.3	50.9	42.8	37.4	30.0	25.15	13.20
1.70V/cell	\	378.5	313.7	239.5	176.6	142.2	87.6	66.1	52.4	43.9	38.2	30.6	25.45	13.40
1.65V/cell	\	402.4	334.7	251.0	184.3	148.2	90.5	68.1	53.9	44.9	38.9	31.1	25.92	13.53
1.60V/cell	\	427.3	351.1	262.4	192.9	153.9	93.6	69.5	54.9	45.9	39.6	31.6	26.19	13.67

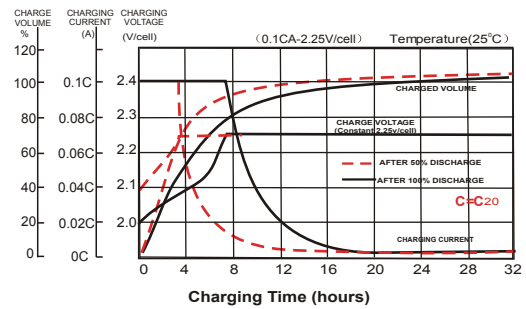
Constant Power Discharge (Watts) at 25°C

F.V/Time	10min	15min	20min	30min	45min	1h	2h	3h	4h	5h	6h	8h	10h	20h
1.85V/cell	590.9	516.4	449.9	359.8	275.6	228.1	145.1	112.2	90.2	76.3	67.2	55.0	46.6	25.11
1.80V/cell	717.8	579.0	500.5	397.1	303.2	248.4	157.5	120.9	96.3	81.6	71.6	58.4	49.3	26.07
1.75V/cell	823.1	648.5	553.4	430.9	322.7	263.3	164.7	124.7	98.9	83.7	73.4	59.2	49.7	26.34
1.70V/cell	\	691.1	580.7	450.7	336.3	272.7	168.9	127.8	101.7	85.6	74.9	60.3	50.3	26.72
1.65V/cell	\	729.9	616.4	470.2	349.6	283.1	173.9	131.3	104.4	87.5	76.3	61.2	51.2	26.96
1.60V/cell	\	765.8	640.1	486.8	362.6	291.7	178.8	133.4	105.8	88.9	77.5	62.1	51.7	27.19

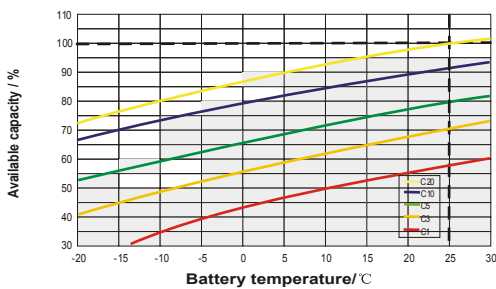
Discharge Characteristics



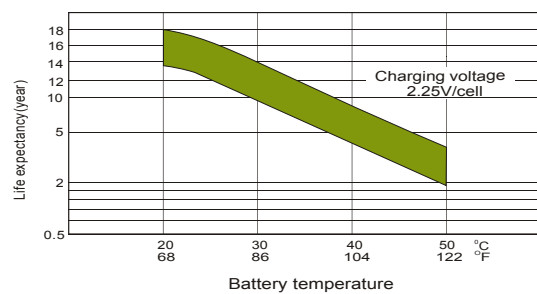
Charging Characteristics



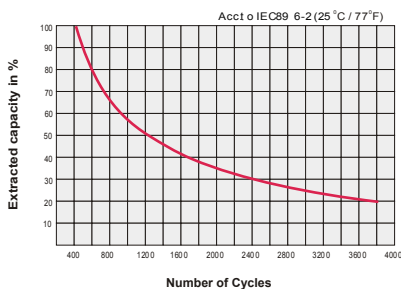
Temperature Effects in Relation to Battery Capacity



Effect of Temperature on Long Term Float Life



Cycle Life in Relation to Depth of Discharge



General Relation of Capacity VS. Storage Time

